

10 Things to Know: Passenger Lists

Ready to see where it all started? Passenger arrival lists can provide clues – and answers – about your family’s arrival in America.

Whether you’re just getting started or you’ve hit a roadblock, our *10 Things to Know* can help you with the answers you need. And to really see passenger lists in action, check out our [Case Studies](#) detailing how we uncovered a stubborn list, what we learned when we combined an older list with other U.S. records, and even where we found a hiding maiden name.

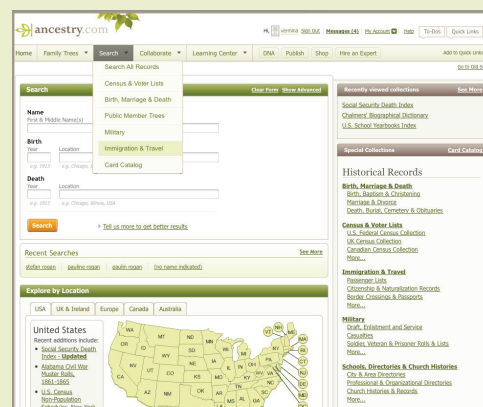
1. Dates. What’s the earliest passenger list you’ll find? 1820 for passenger lists mandated by the U.S. federal government. (Some earlier passenger lists do exist, usually in book form, but they weren’t required.) While the earliest lists include little more than names, departure information and arrival details, things changed in 1893, when the federal government added 16 new fields relating to marital status, last residence, final destination, literacy, financial status and more. Big changes happened again in 1906, when physical description and place of birth were included, and a year later, when name and address of passenger’s closest living relative in the country of origin was tacked on, too.

2. Details. The more details you know about your ancestor and his or her arrival, the better your chances will be of finding a related passenger list at Ancestry.com, although you may be able to find an ancestor with just a name and age upon arrival or approximate birth date. Be careful – too many details could leave you with too few search results, especially if a key detail, like a surname, number of children, or place of departure, wasn’t the same upon arrival.

3. Timeline. Don’t know the exact year of arrival? Create a timeline of events associated with your ancestor. Include residence clues, too, to help you narrow down the range of immigration years to search.

SEARCHING PASSENGER LISTS AT ANCESTRY.COM.

Start your search for passenger lists by selecting Immigration & Travel from the Search tab at Ancestry.com.

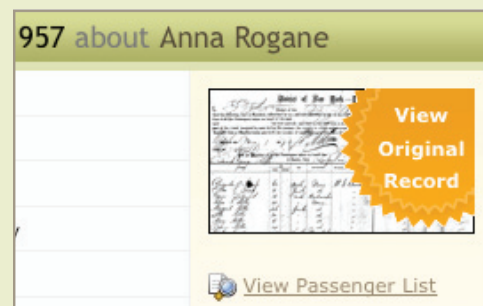


Choose Passenger Lists from Narrow by Category.



Enter your immigrant ancestor’s name upon arrival. Remember that women may have traveled under a maiden name. Add any additional identifying details including birth year, year of migration and birth country, if known. Review the results returned.

Click on anyone you think may be your ancestor and select “View Original Record” to see the actual passenger list.



NATIVITY.			CITIZENSHIP.		
Place of birth of each person and parents of each person enumerated. If born in the United States, give the State or Territory; if of foreign birth, give the Country only.					
Place of birth of this Person.	Place of birth of FATHER of this person.	Place of birth of MOTHER of this person.	Year of immigration to the United States.	Number of years in the United States.	Naturalization.
13	14	15	16	17	18
Ireland	Ireland	Ireland	1749	51	Na


4. Other Records. Other records - including the census, death records and more - may contain valuable information that will make your search simpler. Rather than jumping right in with a passenger list, try to find or review later records created once your immigrant ancestor was settled in America. See "More Clues" for additional information.

5. Name Games. Officials at Ellis Island weren't in the business of changing immigrants' names, but more than a few new Americans adopted an Americanized name upon arrival or shortly thereafter. Search the Web for ethnic equivalents of a first name. Also look online for variations of surnames. Still can't find the right surname? Consider literal translations, too: the name Black, for example, may have once been its German equivalent, Schwartz. Or try lengthening and shortening names: Wise may have once been Weisen and before that Weisenberg and earlier still Weisenberger.


6. Search Secrets. To get past handwriting and spelling variations, try a wildcard search in which you use asterisks to replace some of the letters in a name. For example, if the surname was Berlengauem, B*rl*g*m* would produce it as well as Burlingame and a handful of other variants. Or forego the surname and search using birthplace, age, gender, occupation and other details to find people who match the characteristics of your ancestor. Also try maiden names - female ancestors may have traveled using them, even when married.

1930 United States Federal Census Census & Voter Lists ★★☆☆☆ View Image	NAME: Grant Barlingam SPOUSE: Anna BIRTH: abt 1870 - Wisconsin RESIDENCE: 1930 - Brooklyn, Green Lake, Wisconsin
1930 United States Federal Census Census & Voter Lists ★★☆☆☆ View Image	NAME: Anna Barlingam SPOUSE: Grant BIRTH: abt 1871 RESIDENCE: 1930 - Brooklyn, Green Lake, Wisconsin

Scroll across the line to discover the details collected on each passenger. Some passenger lists, particularly 20th century ones, consisted of two pages. Click on the arrow



to determine if this list contains an additional page with more details.



Search Cle

Name

First & Middle Name(s)

Last Name

Birth

Year Location

e.g. 1913 e.g. Chicago, Illinois, USA

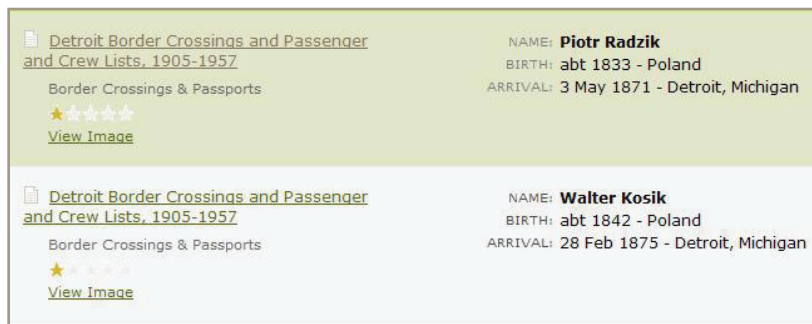
Death

Year Location

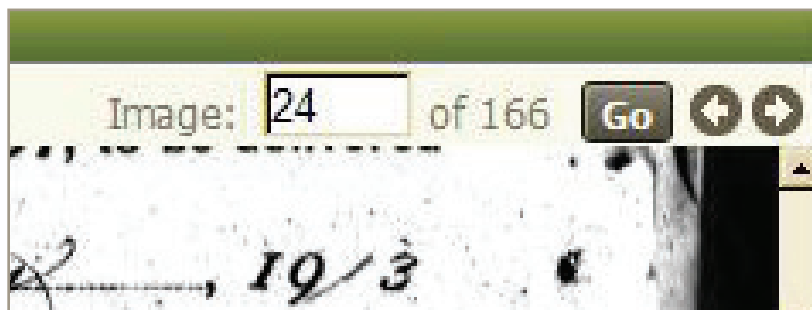
7. Brothers, Sisters, Aunts, Uncles,

Mothers, Fathers and More. Relatives and neighbors may have traveled with your ancestor – search for them when you can't locate the person you're really hoping to find. Even if the family didn't travel together (check multiple pages of the passenger list just to be sure), you may discover other clues, like the name of a relative back home or a final destination, either of which could help you link family lines or clue you into chain migration or groups of strangers recruited to come to America for jobs. And don't let a father's passenger list record fool you: it wasn't uncommon for one member of the family, usually the family's head, to come to America and send for the rest of the family after settling in.

8. Oh, Canada. For years it was cheaper for immigrants to travel from Europe to Canada and then cross the border into America. If your ancestor seems to be missing from the port you'd expect to find him or her, expand your search to all ports of entry as well as border crossings into America.



9. Page After Page. Some passenger lists, particularly detailed, post-1906 ones, consist of two pages. So whenever you find your ancestor on a list, always page forward to see if there's a second page associated with him or her. If so, you'll discover even more details.

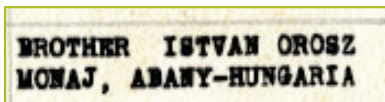


MORE CLUES. Look carefully in the following sources for clues about when and/or where your ancestor may have arrived:

- **CENSUS RECORDS.** Date of immigration can be found on forms between 1900 and 1930.
- **DEATH RECORDS.** "How long in the U.S." was often included in death records. Obituaries may hold additional details.
- **SIBLINGS.** Passenger lists for brothers and sisters, aunts and uncles, mother and father, even neighbors could lead you directly to your ancestor, whether as a traveling companion, a relative back home or a final destination in the U.S.
- **WILLS, NATURALIZATION FORMS, MARRIAGE LICENSES AND MORE.** Witnesses, sponsors, neighbors, relatives, and godparents may have been traveling companions to your ancestor.
- **DEPARTURES.** You may find your ancestor leaving his or her homeland in Hamburg Passenger Lists, 1850-1934, Swiss Overseas Emigration, 1910-1953, Swedish Emigration Records, 1783-1951 or in other departure lists.
- **PASSPORTS.** Birth and immigration details as well as other unique facts may be found in passports. Note that passports were traditionally only issued once an immigrant had obtained citizenship, although on occasion they were issued to immigrants who had declared their intent to naturalize, too.
- **OTHER PASSENGER LISTS.** Sometimes—particularly in later years when steamships made trips easier and faster—several trips were made before an immigrant finally settled. Look carefully to see if dates of previous travel to the U.S. are included.
- **STORIES.** Ever wonder why an ancestor came to America? Maybe someone else in the family heard the story. If you're lucky, that story will include a date or a historic reason for departure. While it might not be perfectly accurate, it could give you a good place to start your search.

10. Next Step. Passenger lists hold clues about an immigrant's past and future. Be sure to extract every detail you can, including the following (categories correspond to letters shown on the passenger list, page 5):

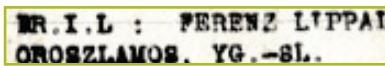
- A. NAME IN FULL-** All passengers, regardless of age, were listed. Immigrant surnames may not be identical to the one you know: language barriers and accents resulted in creative spellings and immigrants sometimes modified their names after settling into their new homeland.
- B. CALLING OR OCCUPATION-** Check occupation against the occupation listed on census records to help determine if you've found the right person. Note, however, that occupation was often listed as "laborer" for steerage passengers, although a new job may have been found after arrival.
- C. LAST PERMANENT RESIDENCE-** Information in this column may help you determine where to look for overseas records. Note that depending on the year, you may be looking at place of birth or last permanent residence.



BROTHER ISTVAN OROSZ
MONAJ, ABANY-HUNGARIA

D. NAME OF NEAREST RELATIVE IN HOME COUNTRY- An entry on this line gives you a new relative to discover. Bonus if it's the parent of a married woman – you may have just discovered the woman's maiden name.


- E. FINAL DESTINATION-** Not what you were expecting? Immigrants often had a destination associated with a friend, relative or job, but they may have moved shortly thereafter. City directories and census records may help you determine when.



MR. I.L. : FERENZ LIPPAT
OROSZLAMOS. YG.-SL.

F. CODES- Don't know what something means? Look for clues on other lines. This notation of Br. I.L. seems to indicate brother-in-law.

- G. WHETHER IN U.S. PREVIOUSLY-** Pay careful attention to a previous visit: it may lead you to an earlier passenger list containing additional information.
- H. HEALTH CONDITION-** Not all health problems were a quick ticket back home; note the handwritten comments regarding the person on line one.
- I. HEIGHT, EYE COLOR-** Passenger lists aren't the only place you may find a physical description of your ancestor. Look for similar information on draft cards and passport applications.
- J. PLACE OF BIRTH-** International records at Ancestry.com and experts on the [Hire an Expert](#) tab can help you discover more about your ancestor in his or her former homeland and place of birth.
- K. STEERAGE-** Look for details about the travel class at the top of passenger arrival lists – in this case it was "Steerage," a.k.a. third class. Not clearly marked? If most travelers on the page had little cash and were designated "laborers," you're likely in steerage.
- L. SHIP NAME-** Want to know what the ship looked like? Search [Passenger Ships and Images](#) at Ancestry.com.



I.M.P. 19

M. HANDWRITTEN NOTES- Pay attention to handwriting – it may reveal information about your ancestor that wasn't required to pass inspection or that clarifies an answer given.



SAME AS ABOVE

N. ABBREVIATIONS- To save time, inspectors often used terms like "above," "same," "ditto" or even an abbreviation of "do" to indicate a repeated entry.

- O. ARRIVAL DATE-** If your ancestor arrived in a census year, note the arrival date to determine if it was before or after the census was taken.

List 30

LIST OR MANIFEST OF ALIEN PASSENGERS FOR THE UNITED STATES

ALL ALIENS arriving at a port of continental United States from a foreign port or a port of the insular possessions of the United States, and all aliens arriving at a port of said insular possessions from a foreign port, a port of continental United States or a port of said insular possessions: from a foreign port, a port of continental United States or a port of said insular possessions: This (white) sheet is for the listing of

L S. S. GEORGE WASHINGTON Passengers sailing from BREMEN, 6TH. SEPTEMBER, 1912

No. on List.	HEAD-TAX STATUS. (This column for use of Government officials only.)	NAME IN FULL		Age.	Sex.	Married or single.	Calling or occupation.	Able to --			Nationality. (Country of which citizen or subject.)	Last permanent residence.		Final destination. (Detailed where permanent residence.)			
		Family name.	Given name.					Yn.	Mat.	Read what language (or, if none, in what grade).		Write.	Country.		City or town.	The name and complete address of nearest relative or friend in country whence alien came.	State.
1		CROSZ	IMRE	25	M	M	JOINER	YES	MAGYARISH	Y	HUNGARIA	MAGYAR	HUNGARIA	MONAJ	BROTHER ISTVAN CROSZ MONAJ, ABANY-HUNGARIA	PA.	HOLLSOPLE
2		CROSZ	IMRE	19	F	S	NONE	YES	SAME AS ABOVE	YES	SAME AS ABOVE	SAME AS ABOVE	SAME AS ABOVE	SAME AS ABOVE	SAME AS ABOVE	SAME AS ABOVE	SAME AS ABOVE
3	UNDER 16	CROSZ	ELMER	11	G	M	SAME-SAME	NO	CHILD	NO	SAME AS ABOVE	SAME AS ABOVE	SAME AS ABOVE	SAME AS ABOVE	SAME AS ABOVE	SAME AS ABOVE	SAME AS ABOVE
4		CROSZ	IGYVANN	55	F	W	H-WIFE	Y	MAGYARISH	Y	SAME AS ABOVE	SAME AS ABOVE	SAME AS ABOVE	SON	SAME AS ABOVE	SAME AS ABOVE	SAME AS ABOVE
5	731457	JANSEN	ALWIN, L.	26	M	M	SMITH	YES	GERMAN	YES	GERMANY	GERMAN	GERMANY	AUF POHRN	WIFE: CHRISTIANE JANNEN BORSSUM BORSSUM AUF POHRN	N. J.	NEW-YORK
6		ROGAN	STEFAN	17	M	S	LABORER	YES	GERMAN	YES	GERMANY	GERMAN	YUGOSL.	SOTINA	UNCLE: JOSEF ROGAN SOTINA YUG.-SL.	PA.	PITTSBURG
7		ROGAN	KARL	14	M	S	CHILD	YES	GERMAN	YES	JUGO SLAV.	GERMAN	SAME AS ABOVE	SAME AS ABOVE	SAME AS ABOVE	SAME AS ABOVE	SAME AS ABOVE
8		ROGAN	PAULINE	12	F	S	SAME-SAME	YES	GERMAN	YES	JUGO SLAV.	GERMAN	SAME AS ABOVE	SAME AS ABOVE	PARENTS: MIHALY KULICS CSAPRENDEK, ZALA - HUNGARIA	IND.	SOUTH BEND
9		ZOMBK	JULIANA	36	F	W	H-WIFE	YES	MAGYARISH	YES	HUNGARIA	MAGYAR	HUNGARIA	MEMESHANY	SAME AS ABOVE	SAME AS ABOVE	SAME AS ABOVE
10	UNDER 16	ZOMBK	ALEX	12	M	S	CHILD	YES	SAME AS ABOVE	YES	SAME AS ABOVE	SAME AS ABOVE	SAME AS ABOVE	SAME AS ABOVE	SAME AS ABOVE	SAME AS ABOVE	SAME AS ABOVE
11	UNDER 16	ZOMBK	ZOLTAN	9	M	S	CHILD	YES	SAME AS ABOVE	YES	SAME AS ABOVE	SAME AS ABOVE	SAME AS ABOVE	SAME AS ABOVE	SAME AS ABOVE	SAME AS ABOVE	SAME AS ABOVE
12		NORVAY	IRANE	58	F	W	H-WIFE	YES	SAME AS ABOVE	YES	SAME AS ABOVE	SAME AS ABOVE	SAME AS ABOVE	SAME AS ABOVE	SON I. L.: ANTAL IKKER MEZOEVOS, GYORM - HUNGARIA	N. D.	GLADSTONE
13		SELES	MARTON	29	M	S	LABORER	YES	SAME AS ABOVE	YES	SAME AS ABOVE	SAME AS ABOVE	SAME AS ABOVE	SAME AS ABOVE	MOTHER: MARIA SZELES GYARMAT 109 GYORM-HUNGARIA	N. Y.	NEW-YORK
14		VISSOKI	ISTVAN	34	M	S	SAME	YES	SAME AS ABOVE	YES	SAME AS ABOVE	SAME AS ABOVE	SAME AS ABOVE	SAME AS ABOVE	WIFE: ISTO-NA VIZOKI KATALINPUZTA, ABANY-HUNGARIA	N. J.	PASSAIC
15		KERKES	ELIZABETH	53	F	W	H-WIFE	NO	SAME AS ABOVE	NO	SAME AS ABOVE	SAME AS ABOVE	SAME AS ABOVE	SAME AS ABOVE	UNCLE: S. A. UJEKLY, ZEMPLEN-HUNG.	W. VA.	GLENN JEAN
16		KERKES	ELIZABETH	24	F	S	NONE	Y	MAGYARISH	Y	SAME AS ABOVE	SAME AS ABOVE	SAME AS ABOVE	SAME AS ABOVE	PARENTS: LAJOS MONDUK GYORMEST MEGYE-HUNG.	N. J.	GLENN RIDGE
17		KERKES	MARGARET	21	F	S	NONE	Y	MAGYARISH	Y	SAME AS ABOVE	SAME AS ABOVE	SAME AS ABOVE	SAME AS ABOVE	SAME AS ABOVE	SAME AS ABOVE	SAME AS ABOVE

STATES IMMIGRATION OFFICER AT PORT OF ARRIVAL

List 30

The entries on this sheet must be typewritten or printed.

States, or a port of another insular possession, in whatsoever class they travel, MUST be fully listed and the master or commanding officer of each vessel carrying such passengers must upon arrival deliver lists thereof to the immigration officer.

Arriving at Port of NEW YORK, SEPTEMBER, 1912

68

No. on List.	Whether ticket is valid for arrival.	By whom was passage paid?	Whether ever before in the United States; and if so, when and where?	Whether going to join a relative or friend; and if so, what relative or friend, and his name and complete address.	Purpose of coming to United States.										Condition of health, mental and physical.	Deformed or crippled. Nature, length of time, and cause.	Height. Feet. Inches.	Color of— Hair. Eyes.	Marks of Identification.	Place of birth. Country. City or town.		
					1. To visit friends or relatives.	2. To seek employment.	3. To study.	4. To engage in business.	5. To engage in agriculture.	6. To engage in industry.	7. To engage in commerce.	8. To engage in other pursuits.	9. To engage in other pursuits.	10. To engage in other pursuits.								
1	YES	BROTHER	NO	BROTHER: JANN CROSZ BOX 32 HOLLSOPLE PA.	NO	EVER	NO	NO	NO	NO	NO	NO	NO	NO	NO	GOOD	5 5	FAIR	BROWN	NONE	HUNGARIA	MONAJ
2	YES	SAME AS ABOVE	YES	1908 MENO PA. SAME AS ABOVE	NO	SAME	YES	NO	NO	NO	NO	NO	NO	NO	NO	GOOD	5 4	FAIR	SAME AS ABOVE	NONE	U. S. A.	MENO PA.
3	YES	SAME AS ABOVE	YES	NO	NO	SAME	YES	NO	NO	NO	NO	NO	NO	NO	NO	GOOD	5 2	FAIR	BLD. BL.	NONE	HUNGARIA	MONAJ
4	YES	SAME AS ABOVE	NO	NO	NO	SAME	YES	NO	NO	NO	NO	NO	NO	NO	NO	GOOD	5 2	FAIR	BROWN	NONE	SAME AS ABOVE	HOMROD
5	YES	SELF	NO	NO	NO	SAME	YES	NO	NO	NO	NO	NO	NO	NO	NO	GOOD	5 6	FAIR	BLD. BL.	NONE	GERMANY	SUNDDORF
6	YES	PARENTS	NO	NO	NO	SAME	YES	NO	NO	NO	NO	NO	NO	NO	NO	GOOD	5 1	FAIR	BROWN	NONE	AUSTRIA	ST. MARTIN
7	YES	SAME AS ABOVE	NO	NO	NO	SAME	YES	NO	NO	NO	NO	NO	NO	NO	NO	GOOD	4 11	FAIR	BLD. BL.	NONE	SAME AS ABOVE	SAME AS ABOVE
8	YES	SAME AS ABOVE	NO	NO	NO	SAME	YES	NO	NO	NO	NO	NO	NO	NO	NO	GOOD	4 5	FAIR	SAME AS ABOVE	NONE	SAME AS ABOVE	SAME AS ABOVE
9	YES	HUSBAND	YES	1909 SOUTH BEND, IND.	NO	SAME	YES	NO	NO	NO	NO	NO	NO	NO	NO	GOOD	5 1	FAIR	BROWN	NONE	HUNGARIA	CSAPRENDEK
10	YES	FATHER	YES	NO	NO	SAME	YES	NO	NO	NO	NO	NO	NO	NO	NO	GOOD	4 4	FAIR	BLD. BL.	NONE	U. S. A.	SO. BEND IND.
11	YES	SAME AS ABOVE	YES	NO	NO	SAME	YES	NO	NO	NO	NO	NO	NO	NO	NO	GOOD	4 4	FAIR	SAME AS ABOVE	NONE	SAME AS ABOVE	SAME AS ABOVE
12	YES	BROTHER	NO	NO	NO	SAME	YES	NO	NO	NO	NO	NO	NO	NO	NO	GOOD	5 2	FAIR	GREY	NONE	YUGO-SL.	TECS
13	YES	SAME AS ABOVE	NO	NO	NO	SAME	YES	NO	NO	NO	NO	NO	NO	NO	NO	GOOD	5 7	BLD. BL.	NONE	NONE	HUNGARIA	GYARMAT
14	NO	SAME AS ABOVE	NO	NO	NO	SAME	YES	NO	NO	NO	NO	NO	NO	NO	NO	GOOD	5 8	FAIR	BROWN	NONE	SAME AS ABOVE	KOMJATI
15	NO	HUSBAND	NO	NO	NO	SAME	YES	NO	NO	NO	NO	NO	NO	NO	NO	GOOD	5 1	FAIR	GREY	NONE	SAME AS ABOVE	MODROTHALAS
16	NO	FATHER	NO	NO	NO	SAME	YES	NO	NO	NO	NO	NO	NO	NO	NO	GOOD	5 2	FAIR	BLD. GR.	NONE	SAME AS ABOVE	SAME AS ABOVE